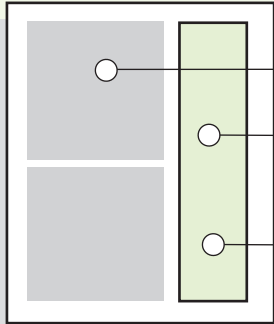


Front Page



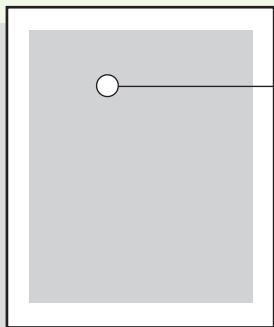
Should I pick up this packet?

Rationale: Why schools consider taking on the packet's work.

Time/Cost Considerations: Things to think about before jumping in.

Results: What you'll have at the end of the process inside.

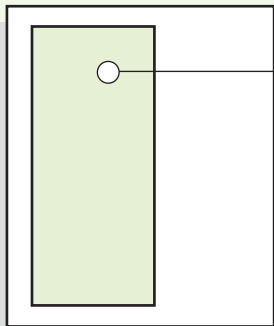
Second Page



What exactly do I do?

Step by Step Instructions: These give a *process* to get you to the results you want. Circled numbers come with "inserts" that provide materials to copy, use or adopt for that step. Inserts are MS-Word or Excel files available on the web for customizing.

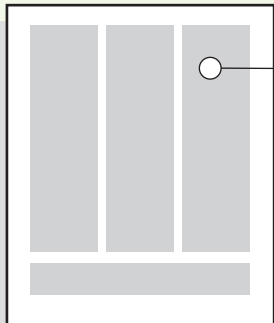
Third Page



But I have 30 other things to do!

Crosswalks to major initiatives: This area provides information linking this process/work to major initiatives in your school life. These connections show how doing this one thing fits with ESEA, the State Accreditation System, and the Michigan Continuous School Improvement Process.

Back Page



Okay, now what?

Resources: This page provides resources for the next steps if this basic process gets your juices flowing.

